

**ISEBE LEMFUNDO LEMPUMA KOLONI
EASTERN CAPE EDUCATION DEPARTMENT
OOS-KAAP ONDERWYSDEPARTEMENT**

**NATIONAL SENIOR CERTIFICATE
NASIONALE SENIOR SERTIFIKAAT**

GRADE 12

GRAAD 12

**ENGINEERING GRAPHICS AND DESIGN P2
INGENIEURSGRAFIKA EN -ONTWERP V2**

SEPTEMBER 2017

**MARKING GUIDE
NASIENRUGLYN**

PUNTE: 200

MARKS: 200

TYD: 3 uur

TIME: 3 hours

Die memorandum bestaan uit 6 bladsye.

This memorandum consists of 6 pages.

Kopiereg voorbehou

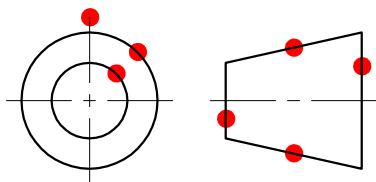
Copyright reserved

ANTWOORDE		
1	2016/06/25	1
2	AUTO ENGINEERING	1
3	2 : 1	1
4	2500	1
5	2016/05/22	1
6	steering4.dwg	1
7	LINKERAANSIG	1
8	6	1
9	0,15	1
10	1	1
11	1	1
12	HALF DEURSNEE	2
13	AFKANTING	1
14	VERHOGING	1
15	6 mm	2
16	DEURDRINGINGSKURWE	2
17	A Ø34 B Ø100 C 41 D 42	4
18		4
	TOTAAL	27

ANSWERS		
1	2016/06/25	1
2	AUTO ENGINEERING	1
3	2 : 1	1
4	2500	1
5	2016/05/22	1
6	steering4.dwg	1
7	LEFT VIEW	1
8	6	1
9	0,15	1
10	1	1
11	1	1
12	HALF SECTION	2
13	CHAMFER	1
14	EMBOSED SURFACE	1
15	6 mm	2
16	CURVE OF INTERPENETRATION	2
17	A Ø34 B Ø100 C 41 D 42	4
18		4
	TOTAL	27

ANTWOORD 18

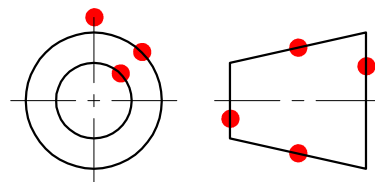
● VRYHAND



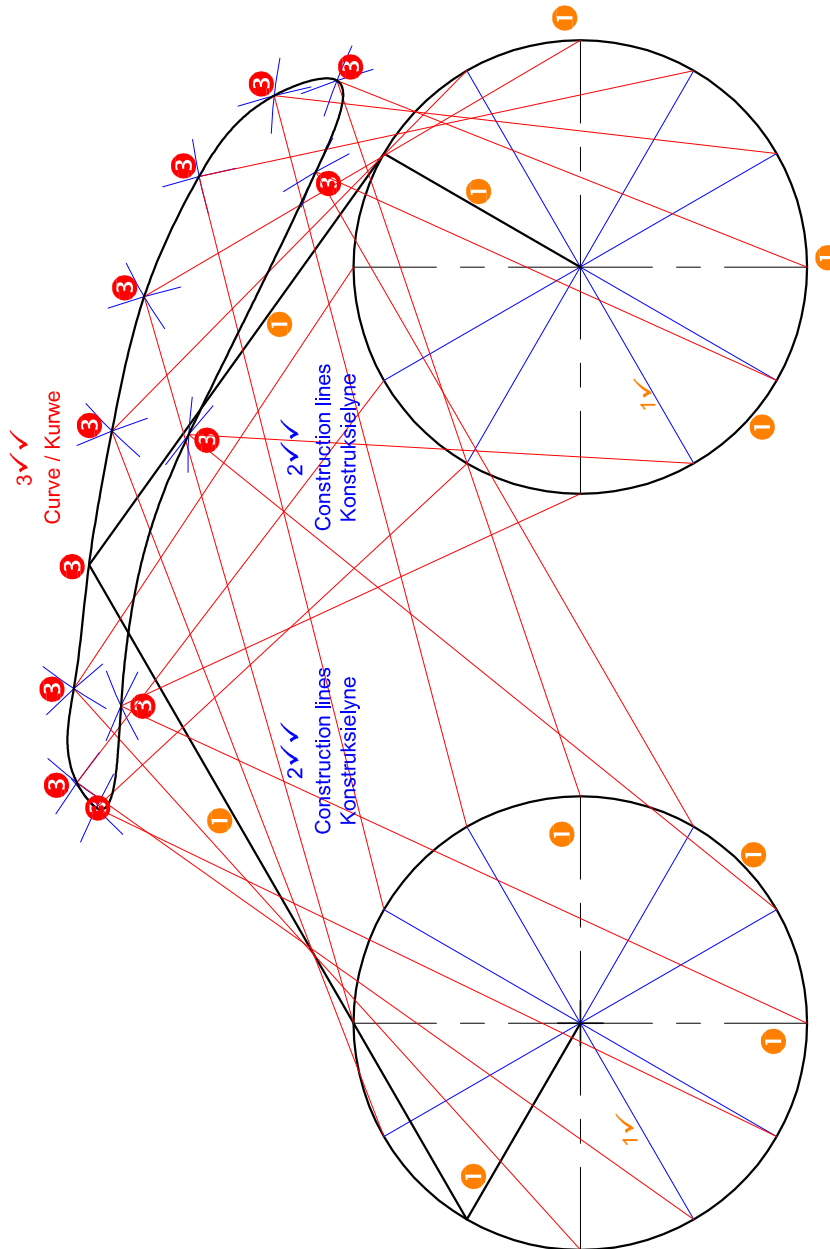
SIMBOOL

ANSWER 18

● FREEHAND



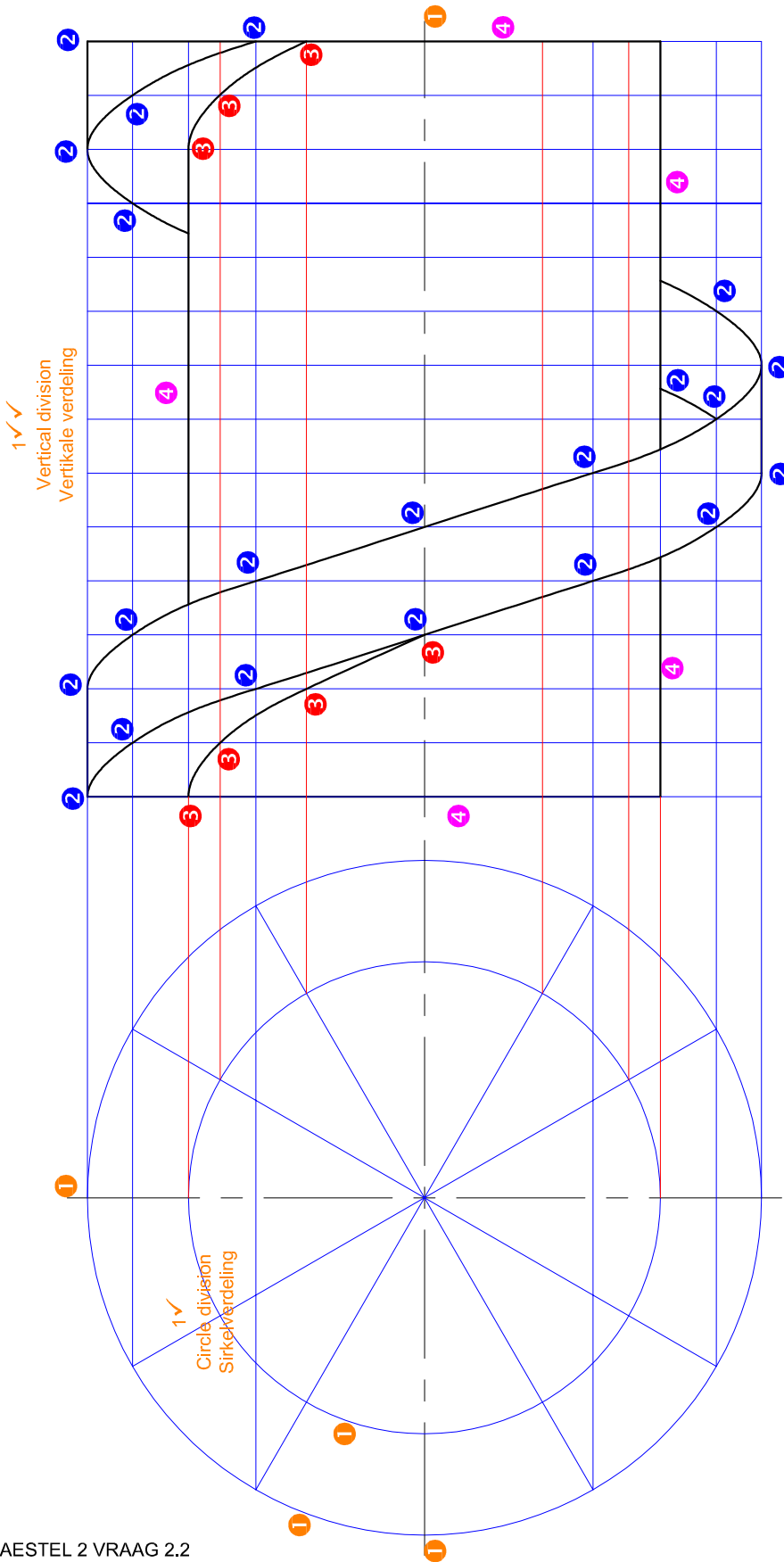
SYMBOL



VRAESTEL 2 VRAAG 2.1
 GRAAD 12
 SEPTEMBER 2017
 MEMORANDUM

PAPER 2 QUESTION 2.1
 GRADE 12
 SEPTEMBER 2017
 MEMORANDUM

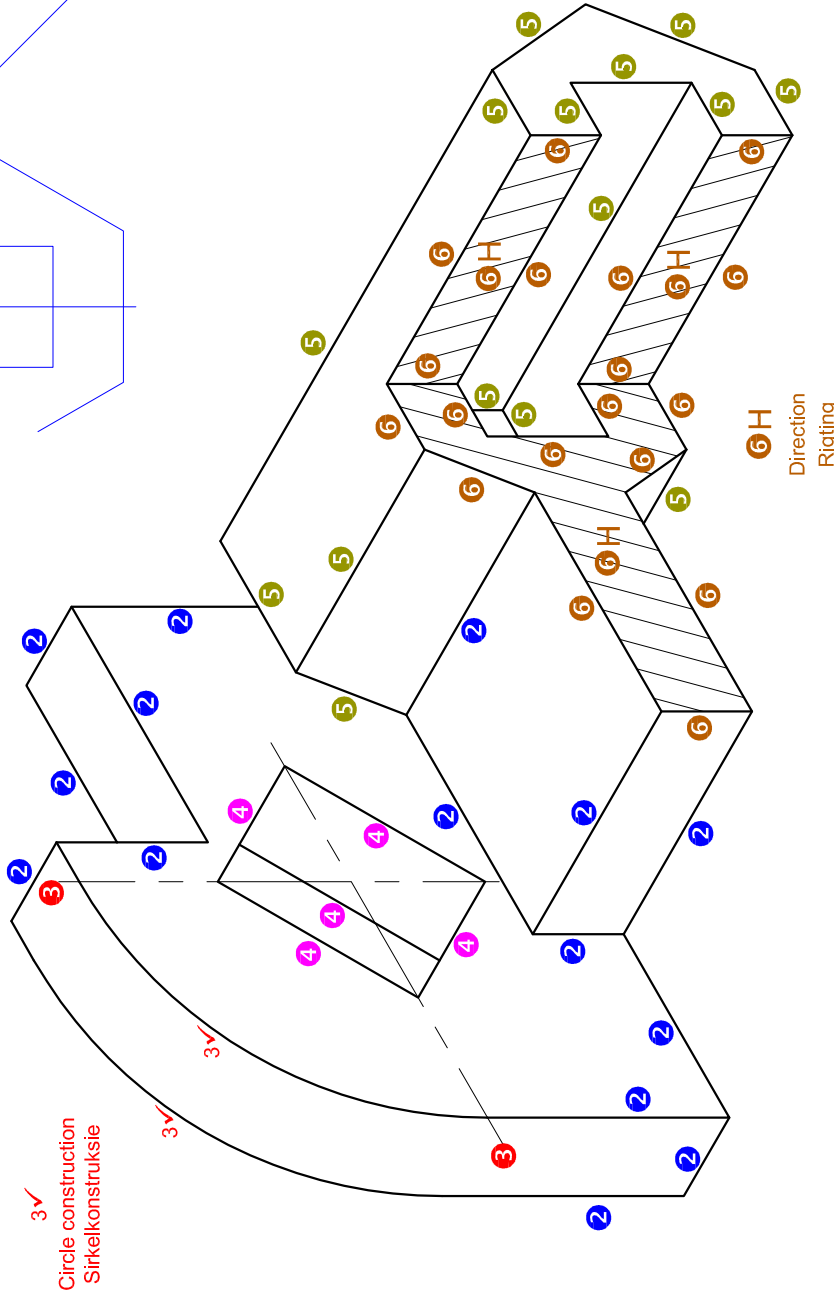
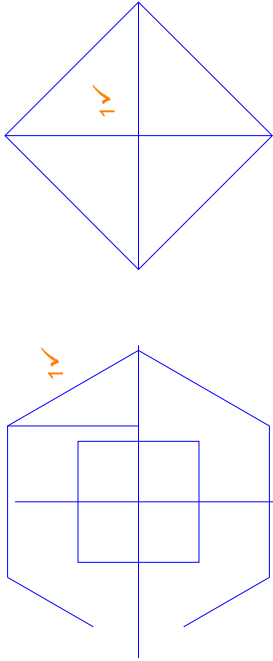
ASSESSERINGSKRITERIA		ASSESSMENT CRITERIA	
1	KOPIËR EN SIRKELVERDELING	7	COPY GIVEN AND CIRCLE DIVISION
2	KONSTRUKSIELYNE	4	CONSTRUCTION LINES
4	UITSTIPPINGPUNTE EN KURWE	8	PLOTTING POINTS AND CURVE
	TOTAAL	19	TOTAL



VRAESTEL 2 VRAAG 2.2
 GRAAD 12
 SEPTEMBER 2017
 MEMORANDUM

PAPER 2 QUESTION 2.2
 GRADE 12
 SEPTEMBER 2017
 MEMORANDUM

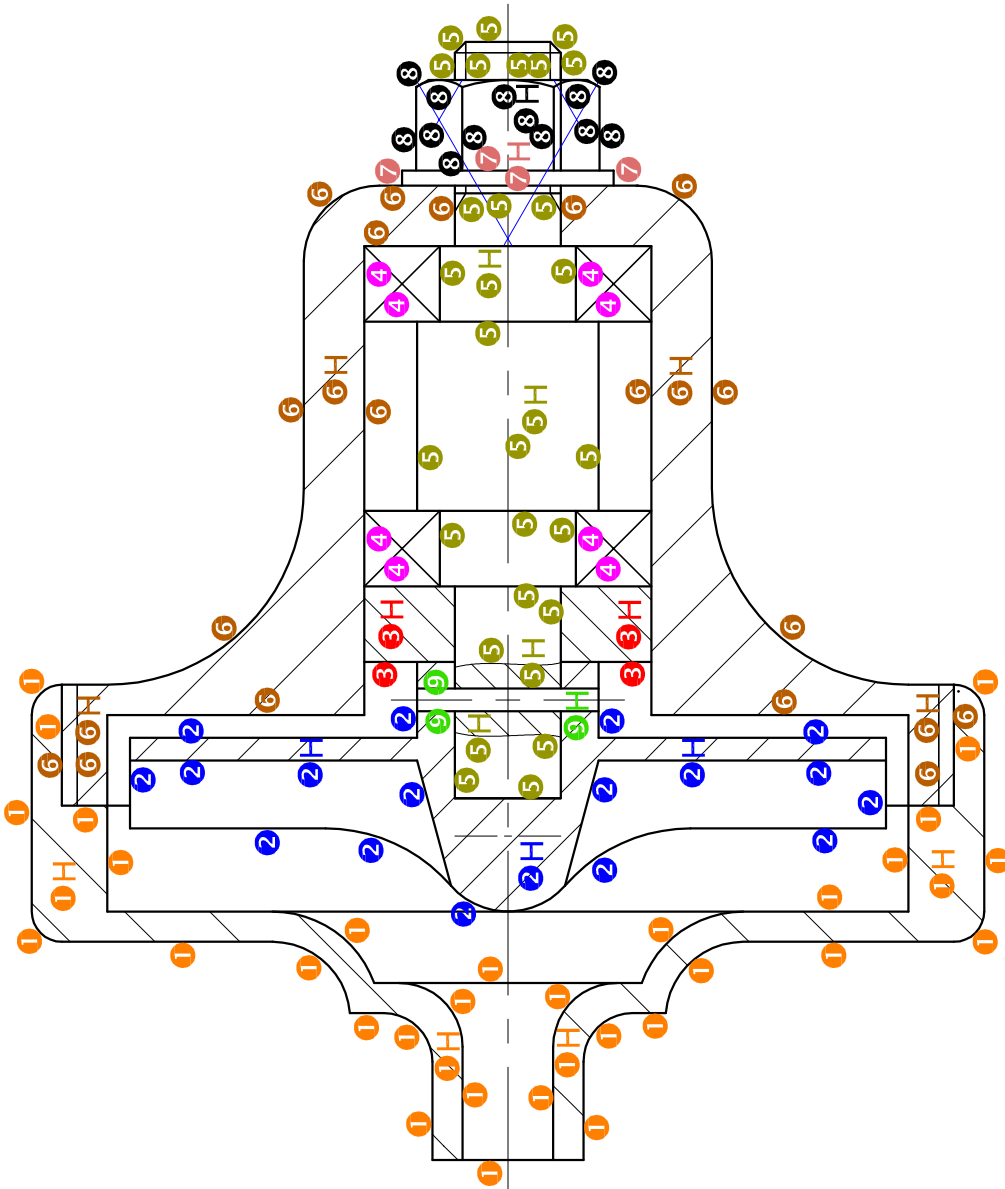
ASSESSERINGSKRITERIA		ASSESSMENT CRITERIA	
1	KONSTR. EN VERDELING	1	CONSTR AND DIVISIONS
2	BUIITE KURWE	2	OUTER CURVE
3	BINNE KURWE	3	INNER CURVE
4	KERN	4	CORE
	TOTAAL		TOTAL
	22		22



ASSESSERINGSKRITERIA		
1	HULPAANSIGTE + PLASING	3
2	ISO' LYNIE	7½
3	SIRKEL EN KONSTR	4
4	VIERKANT	2½
5	SESKANT & VIERKANT	7½
6	DEURSNEE	11
TOTAAL		35½
ASSESSMENT CRITERIA		
1	AUX' VIEWS + PLACING	3
2	ISO' LINES	7½
3	CIRCLE AND CONSTR	4
4	SQUARE	2½
5	HEXAGON & SQUARE	7½
6	SECTION	11
TOTAL		35½

ASSESSINGS- KRITERIA	
DEURSNEE VOORAANSIG	
1 BASIS	17½
2 STUWER	9
3 SEËL	2
4 LAER	4
5 AS	15
6 DOP	11
7 WASTER	2
8 MOER	6½
9 PEN	1½
SUB-TOTAAL	68½

ASSESSMENT CRITERIA	
SECTIONAL FRONT VIEW	
1 BASE	17½
2 IMPELLER	9
3 SEAL	2
4 BEARING	4
5 SHAFT	15
6 CAP	11
7 WASHER	2
8 NUT	6½
9 PIN	1½
SUB-TOTAL	68½



ASSESSINGS- KRITERIA	
REGTERAANSIG	
1 BASIS	6
2 DOP	3
3 WASSER	1
4 MOER	4
5 AS EN S/L	3
6 SNYLYN	3
7 SAMESTELLING	8
SUB-TOTAAL	28
TOTAAL	96½

ASSESSMENT CRITERIA	
RIGHT VIEW	
1 BASE	6
2 CAP	3
3 WASHER	1
4 NUT	4
5 SHAFT AND C/L	3
6 CUTTING PLANE	3
7 ASSEMBLY	8
SUB-TOTAL	28
TOTAL	96½

